


54-577 R and R decel shutoff relay


Removal

- 1 On model 107, remove air duct and panelling on front passenger's side.
- 2 On models 123 and 126, remove cover from relay holder or from fuse box.
- 3 Pull off relay (identification, surface painted yellow) and remove.

Layout model 107




Layout model 123

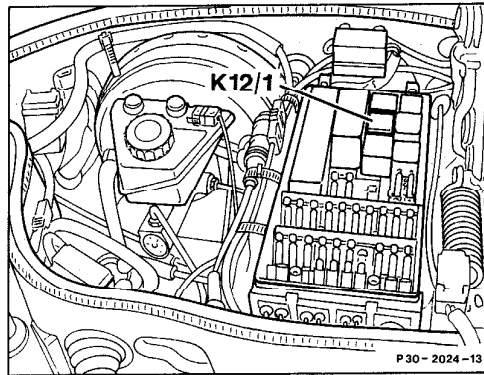


Installation

- 4 For installation proceed vice versa.
- 5 Perform function test on road, vehicle should not start shaking not even during deceleration.

Layout of model 126
with fuel injection





Layout of model 126
with turbo diesel engine
K12/1 Tempomat/cruise control boost air cutoff